


Multiplication



Division

Made EASY



# Multiplication & Division Made Easy

Kindergarten through Grade 6

Copyright © 2013 Every Child Can Learn Math™

Copies permitted for instructional use only. All rights reserved.

Download *free* as an e-book @ [moveitmaththesource.com](http://moveitmaththesource.com).

# C O N T E N T S

## Introduction

Napier's Rods .....	1
Lattice Multiplication Examples .....	5
Lattice Multiplication Templates .....	6
Stair Step/Lattice Multiplication Connection .....	11
Stair Step Multiplication Templates, 1-digit Multiplier .....	12
Stair Step Multiplication Templates, 2-digit Multiplier .....	17
Monster Multiplication Templates, 1-digit Multiplier .....	22
Monster Multiplication Templates, 2-digit Multiplier .....	24
Division Worksheet Example .....	26
Division Worksheets .....	27
Chunk It/Super Chunk It Division Examples .....	29
Chunk It/Super Chunk It Division Templates .....	30
Chunk It by 2s, 3s, 4s & 5s .....	31
Chunk It by 6s, 7s, 8s & 9s .....	32
Templates for Chunk It Division .....	33
Chunk It by 2s, 3s, 4s & 5s with Remainders .....	34
Chunk It by 6s, 7s, 8s & 9s with Remainders .....	35
Templates for Chunk It Division with Remainders .....	36
Monster Chunk It Division Templates .....	37
Templates for Monster Chunk It Division with Remainders .....	38
Super Chunk It Division Templates .....	39
Templates for Super Chunk It Division with Remainders .....	40

# INTRODUCTION

The prerequisites for the algorithms in this e-book are the number facts for multiplication and division: the “times” table and its division counterpart. In MOVE IT Math™, they are taught using the sequence counting system developed by Touch Math®. If remembered, a fact like  $4 \times 5$  is to be written down. If not, it is to be figured out as five counts of 4 or four counts of 5, yielding 20 either way: 4-8-12-16-20 or 5-10-15-20, respectively. It is NOT to be guessed.

There are 100 multiplication facts: “0 times 0” to “9 times 9.” That is a lot to remember! By learning how to figure them out, only nine things need to be remembered: how to sequence count by 2 to 20 (2-4-6- ... -20), 3 to 30 (3-6-9- ... -30), and so on up to 10 to 100 (10-20-30, ..., -100).\* Moreover, the same nine things yield all 90 of the division facts (only 90 because division by zero is undefined)! For example,  $42 \div 6$ , if not remembered, is figured by a direct count of the number of 6s in 42: 6-12-18-24-30-36-42, for an answer of 7 (seven counts of 6).

In MOVE IT Math™, the sequence counting for the 2s, 5s, and 10s is taught in kindergarten, that for the 3s and 4s in Grade 2, and that for the 6s, 7s, 8s, and 9s in Grade 2. Thus multiplication and division can be introduced in kindergarten and completed in grade 2 for single-digit multipliers and divisors. The algorithms used are those given in this e-book in the order given. Instruction on how to use Napier’s bones is readily available on the Internet at [http://en.wikipedia.org/wiki/Napier's\\_bones](http://en.wikipedia.org/wiki/Napier's_bones).

The standard algorithms for multiplication and division are taught in MOVE IT Math™ as other ways to multiply and divide, not THE ways. For multiplication, once students have demonstrated reasonable proficiency with Lattice Multiplication, Stair Step Multiplication, and “Tower” Multiplication (the standard multiplication algorithm), they are allowed to use whichever one they wish. For tests, most students use Stair Step because it is sure and fast, but if time permits, they will check their work with Lattice. For division, most students choose Chunk It and Super Chunk It over the standard guess-and-check division algorithm.

\*Technically, the multiplication facts end with the 9s; however, the 10s are easy for most students to learn and are taught to facilitate working with money, like in counting out the value of dimes.

## Napier's Rods



John Napier (1550-1617), discoverer of logarithms, created the popular calculating tool known as Napier's rods or bones. Napier's rods reduced multiplication to a sequence of simple additions; division and square roots could also be achieved. This instrument consists of a wooden box containing ten rotating cylinders, each of which bears the numbers "0 times" to "9 times".

**Image number:** 10328828 **Date taken:** 30 October 2003 09:23

**Credit:** Science Museum/Science & Society Picture

**Image rights:** Science Museum Library

# Napier's Rods

$7 \times 1 =$	7
$7 \times 2 =$	1 / 4
$7 \times 3 =$	2 / 1
$7 \times 4 =$	2 / 8
$7 \times 5 =$	3 / 5
$7 \times 6 =$	4 / 2
$7 \times 7 =$	4 / 9
$7 \times 8 =$	5 / 6
$7 \times 9 =$	6 / 3

1
2
3
4
5
6
7
8
9

## BOARD

1	2	3	4	5	6	7	8	9	0
0/2	0/4	0/6	0/8	1/0	1/2	1/4	1/6	1/8	0/0
0/3	0/6	0/9	1/2	1/5	1/8	2/1	2/4	2/7	0/0
0/4	0/8	1/2	1/6	2/0	2/4	2/8	3/2	3/6	0/0
0/5	1/0	1/5	2/0	2/5	3/0	3/5	4/0	4/5	0/0
0/6	1/2	1/8	2/4	3/0	3/6	4/2	4/8	5/4	0/0
0/7	1/4	2/1	2/8	3/5	4/2	4/9	5/6	6/3	0/0
0/8	1/6	2/4	3/2	4/0	4/8	5/6	6/4	7/2	0/0
0/9	1/8	2/7	3/6	4/5	5/4	6/3	7/2	8/1	0/0

**SET OF RODS**

Napier's Rods: 0s-4s

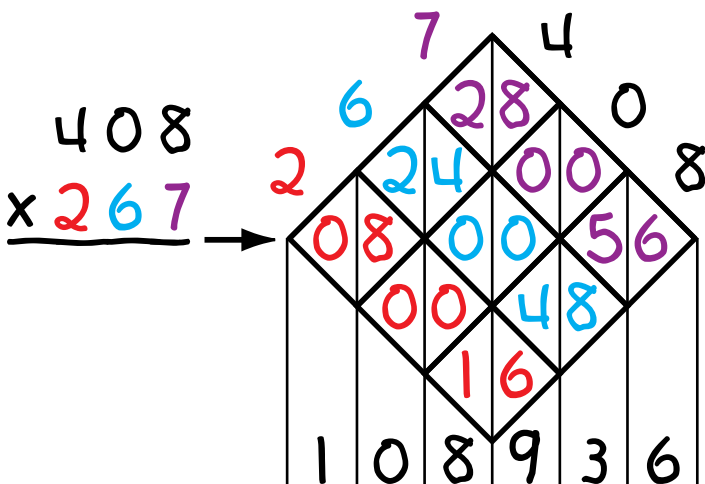
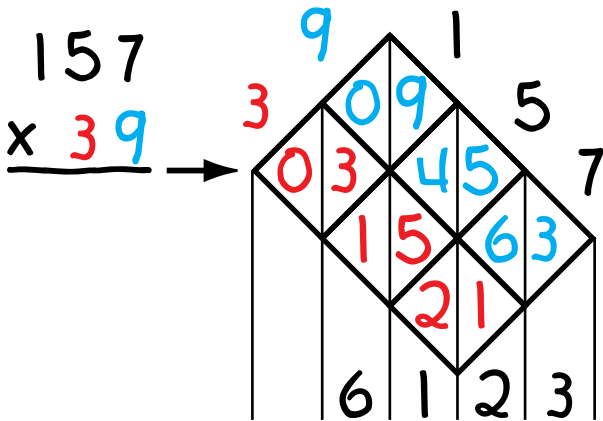
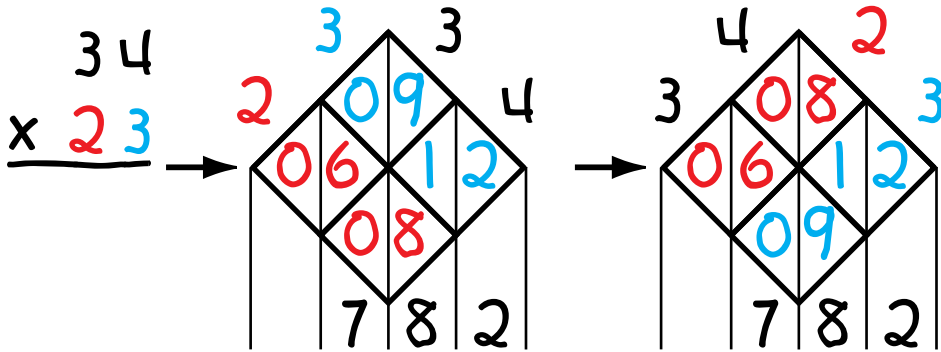
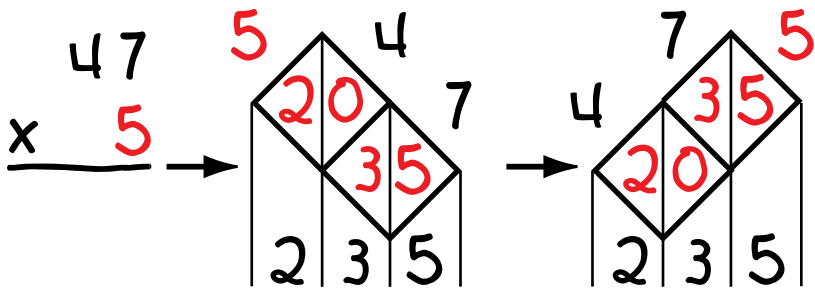
0	1	2	3	4
0	0	0	0	0
0	2	4	6	8
0	3	6	9	2
0	4	8	2	6
0	5	0	5	0
0	6	2	8	4
0	7	4	1	8
0	8	6	4	2
0	9	8	7	6

Napier's Rods: 5s-9s

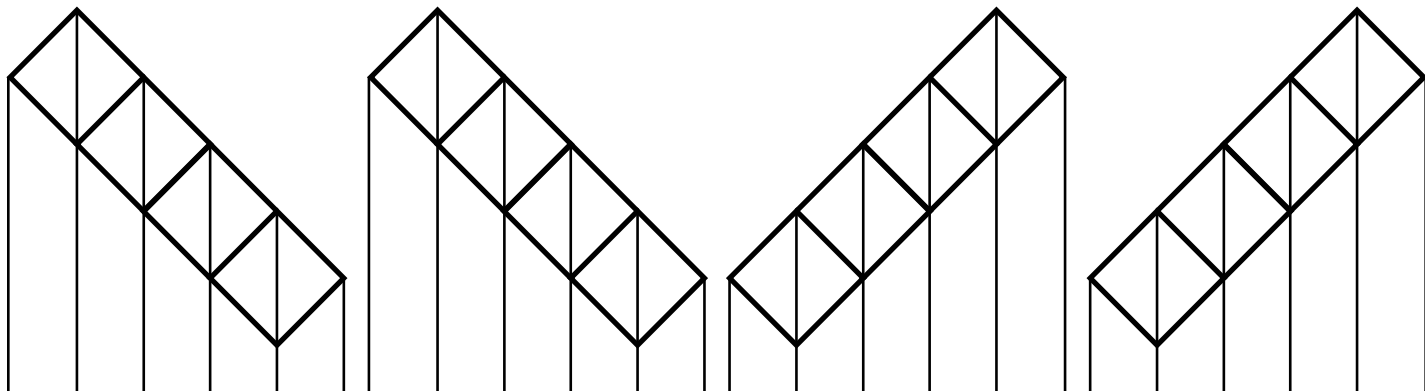

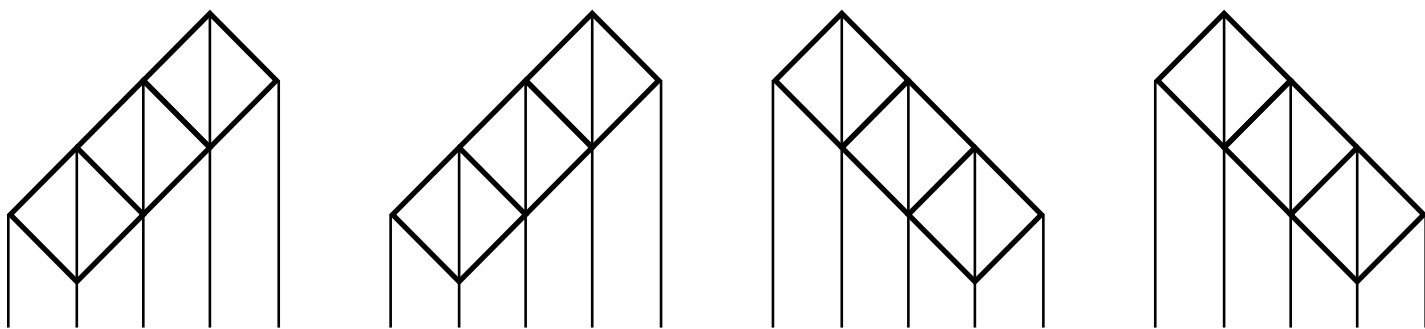


5	6	7	8	9
1	1	1	1	1
0	2	4	6	8
5	8	1	4	7
2	4	8	2	6
5	0	5	0	5
3	6	2	8	4
5	2	9	6	3
0	8	6	4	2
5	4	3	2	1




# Lattice Multiplication Examples



Lattice Multiplication: 2-, 3-, and 4-digit multiplicands, 1-digit multiplier

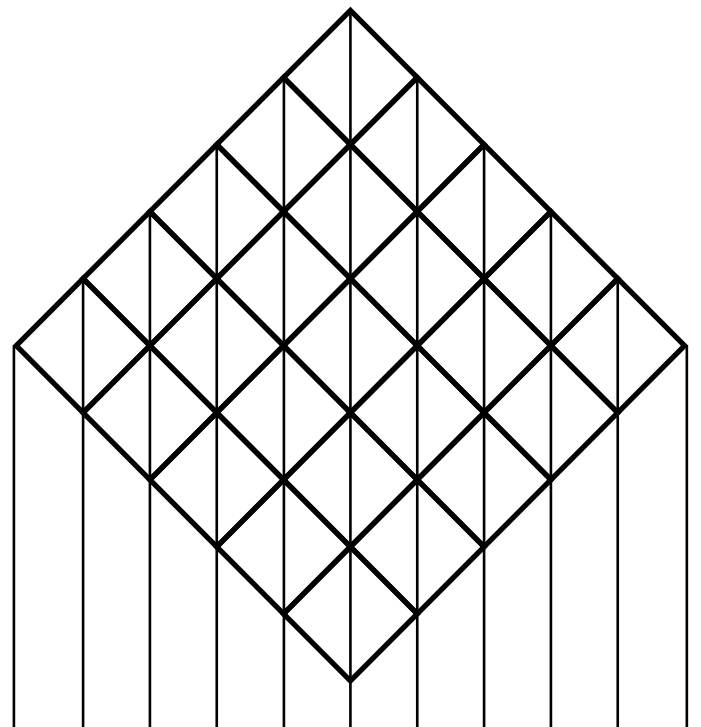
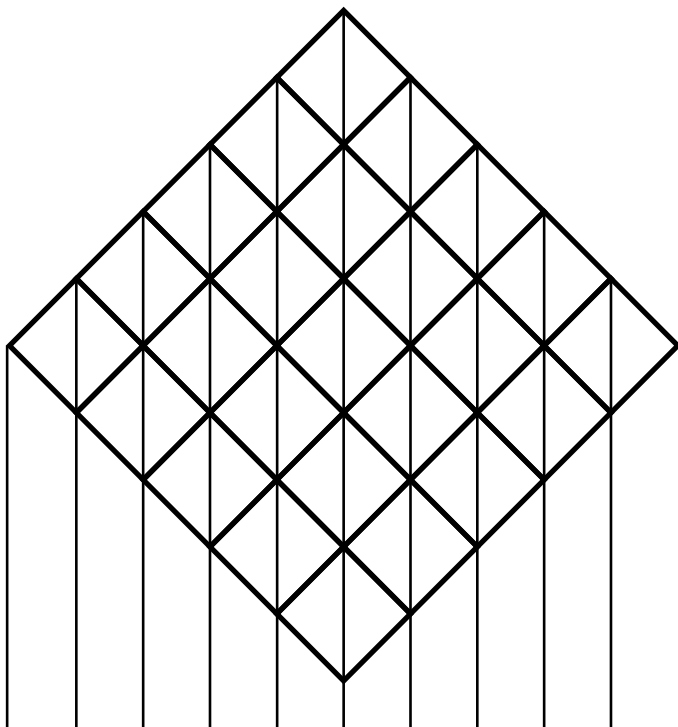
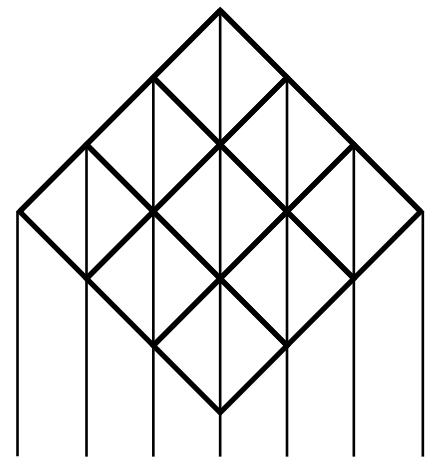
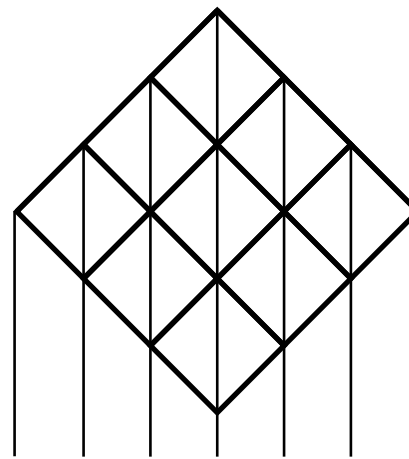
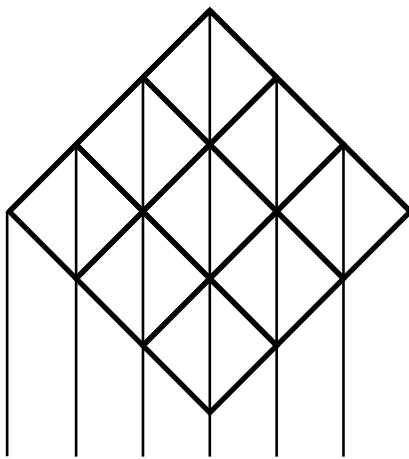
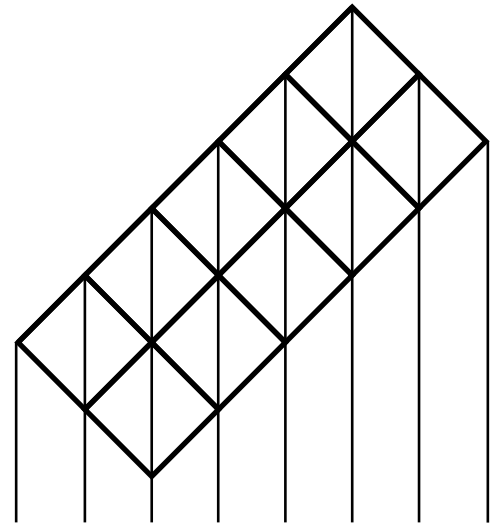
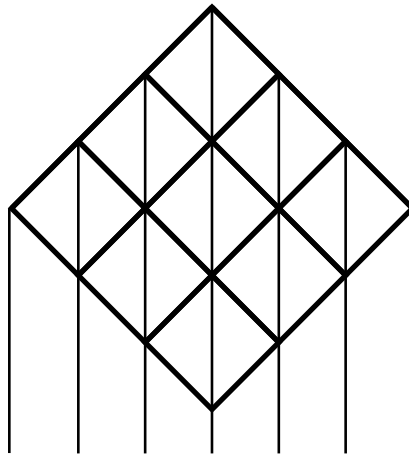
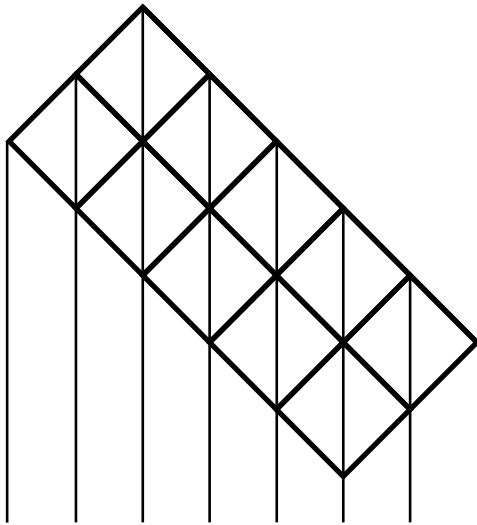


Lattice Multiplication: 5- and 10-digit multiplicands, 1-digit multiplier

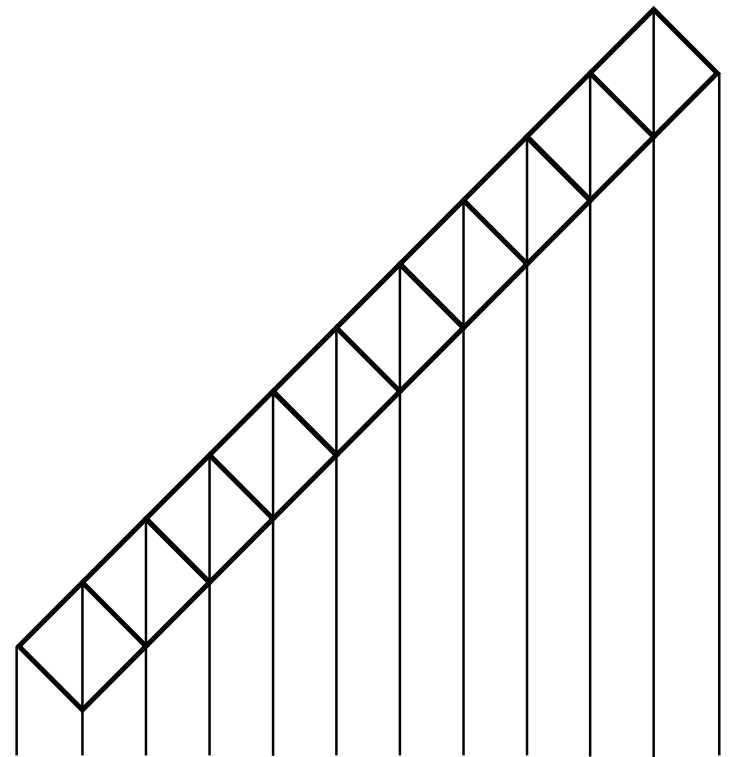
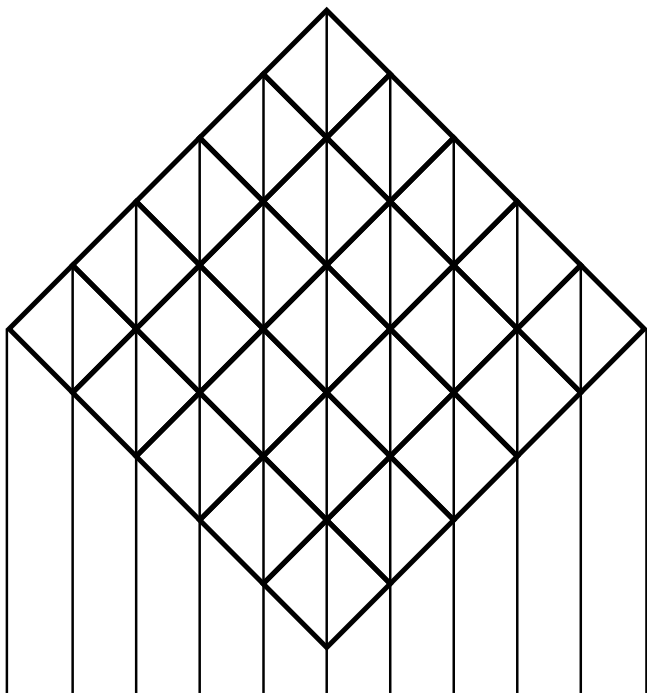
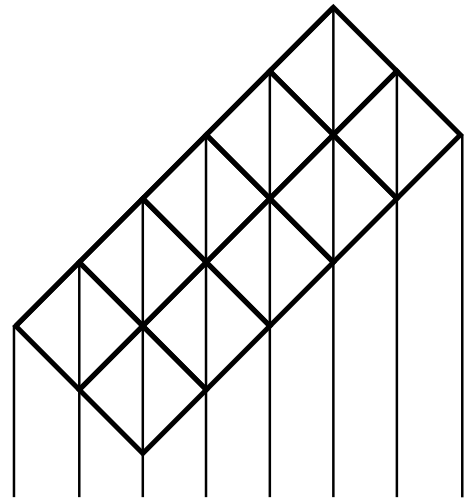
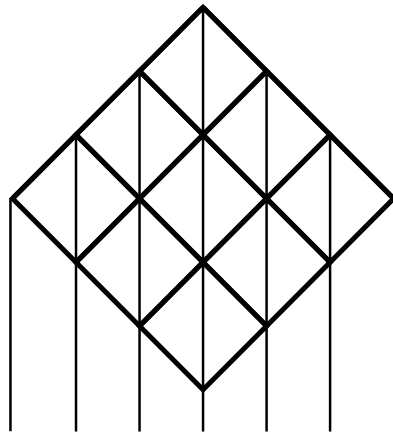
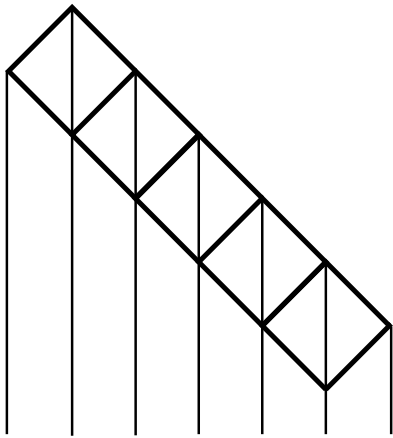
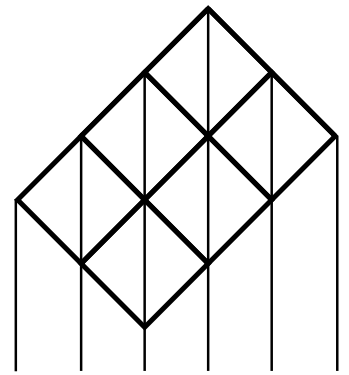
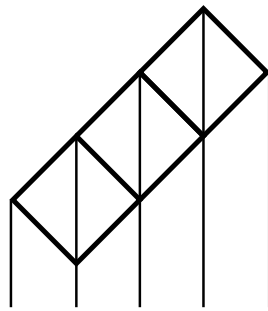
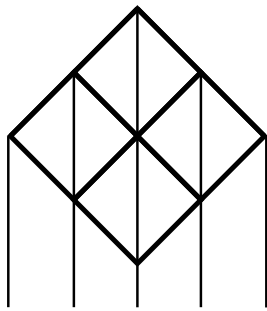
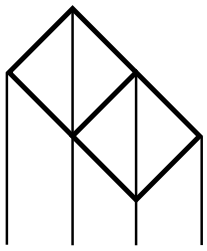




Lattice Multiplication: 2-, 3-, and 5-digit multiplier



# Lattice Multiplication: Mixed multiplicands and multipliers



# Stair Step/Lattice Multiplication Connection

$$\begin{array}{r} 47 \\ \times 5 \\ \hline 235 \end{array}$$

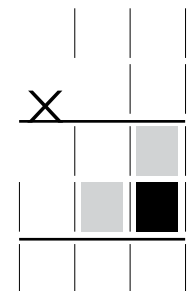
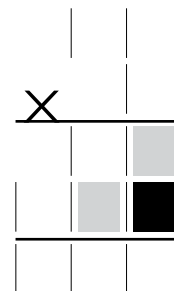
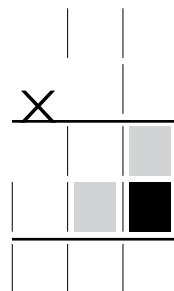
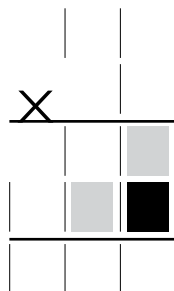
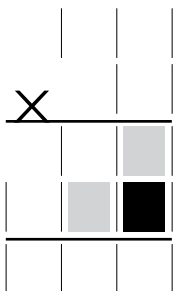
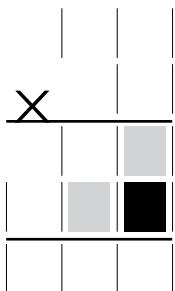
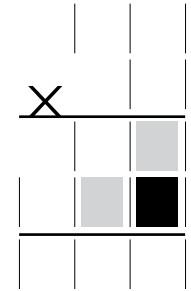
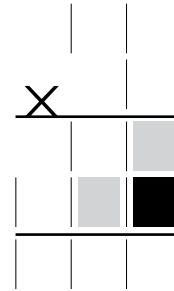
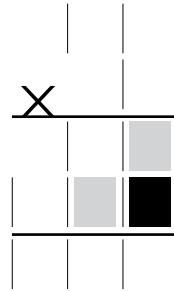
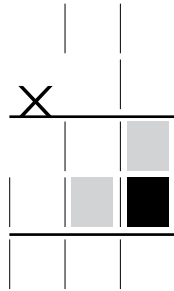
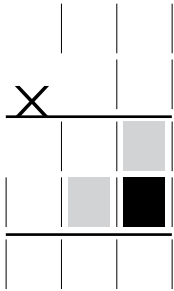
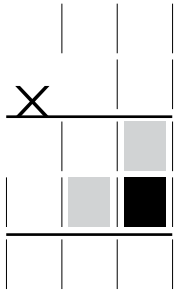
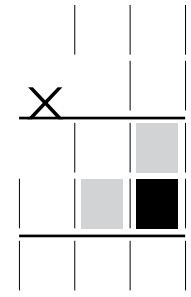
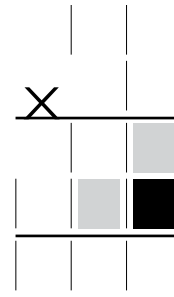
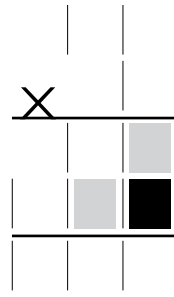
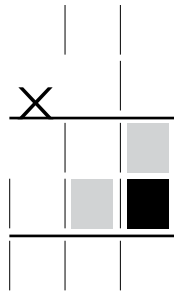
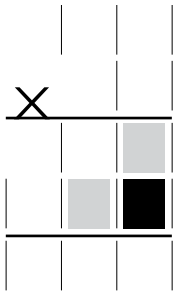
$$\begin{array}{r} 34 \\ \times 23 \\ \hline 782 \end{array}$$

$$\begin{array}{r} 157 \\ \times 39 \\ \hline 953 \\ 046 \\ 351 \\ 012 \\ \hline 6123 \end{array}$$

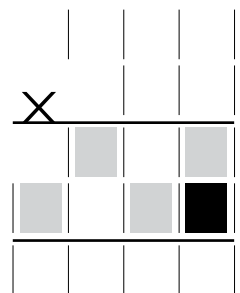
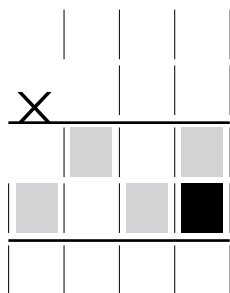
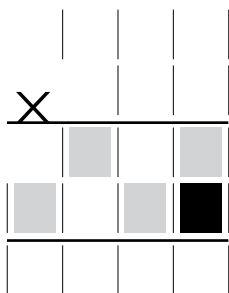
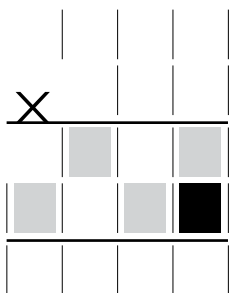
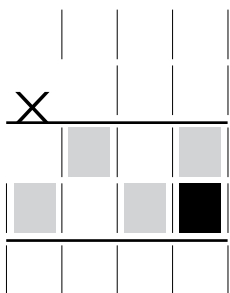
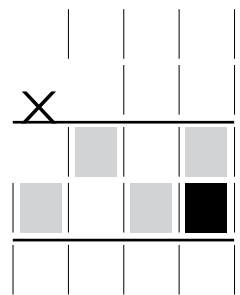
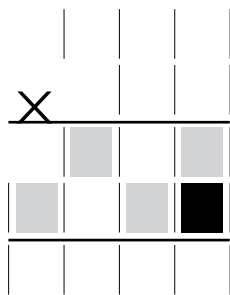
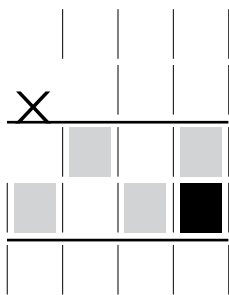
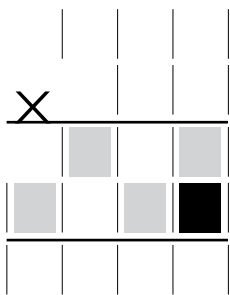
$$\begin{array}{r} 408 \\ \times 267 \\ \hline 806 \\ 205 \\ 408 \\ 204 \\ 806 \\ 001 \\ \hline 108936 \end{array}$$

# Stair Step Multiplication: 2- and 3-digit multiplicands, 1-digit multiplier

$$\begin{array}{r}
 26 \\
 \times 4 \\
 \hline
 84 \\
 020 \\
 \hline
 104
 \end{array}$$



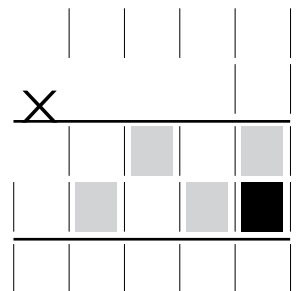
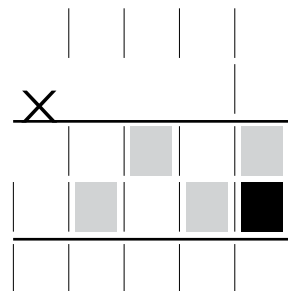
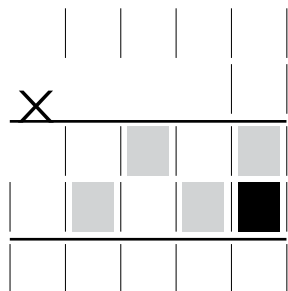
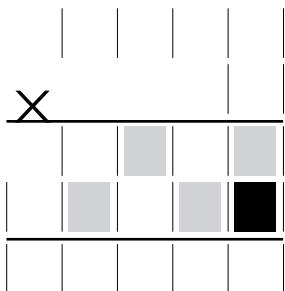
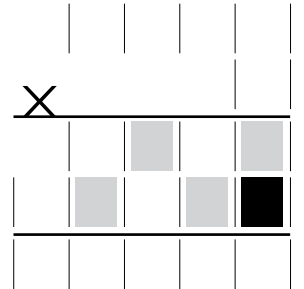
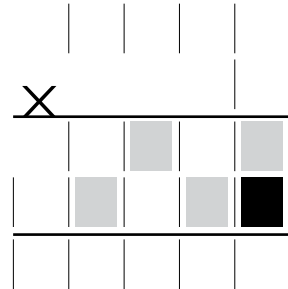
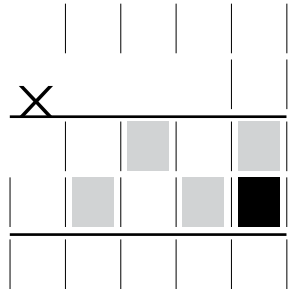
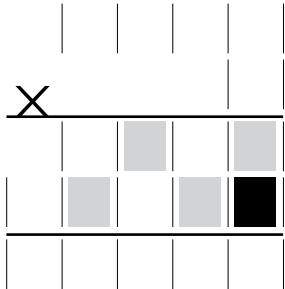
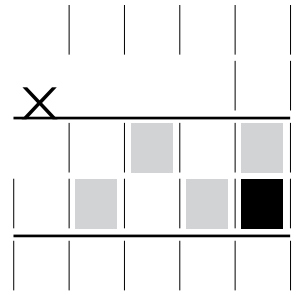
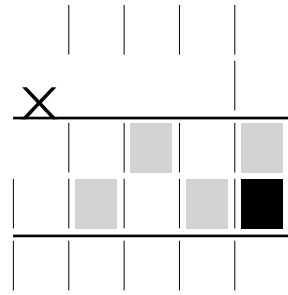
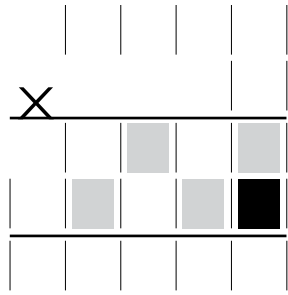
$$\begin{array}{r}
 13 \\
 \times 7 \\
 \hline
 71 \\
 302 \\
 \hline
 3591
 \end{array}$$



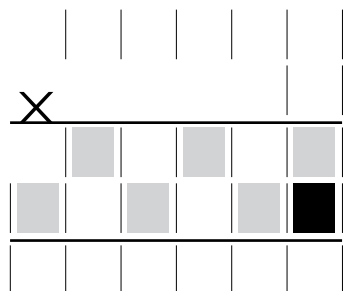
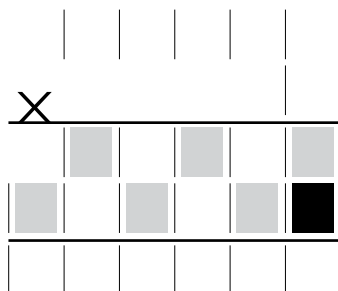
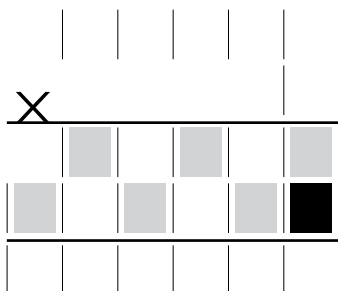
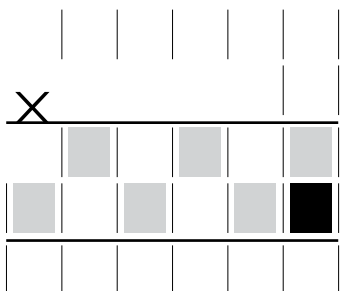
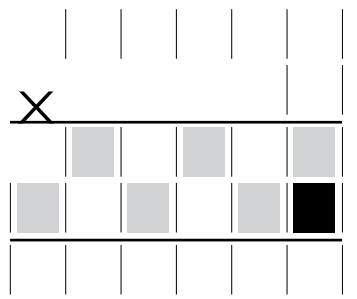
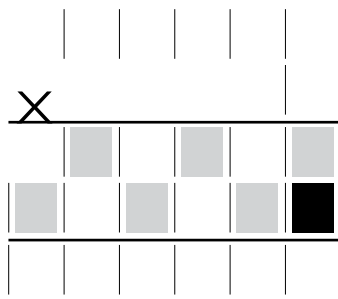
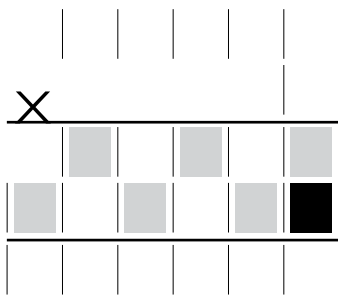


# Stair Step Multiplication: 4- and 5-digit multiplicands, 1-digit multiplier

$$\begin{array}{r}
 5133 \\
 \times 1 \\
 \hline
 5133 \\
 0000 \\
 \hline
 5133
 \end{array}$$

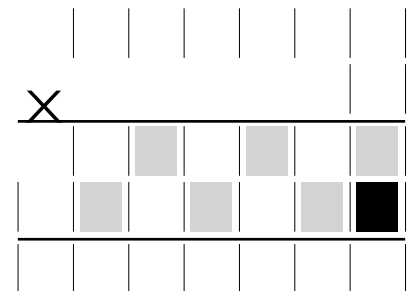
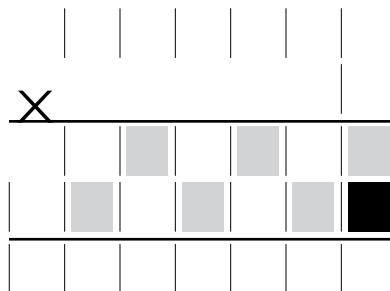
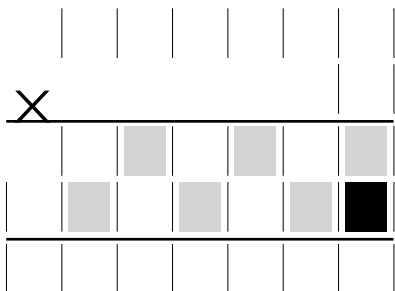
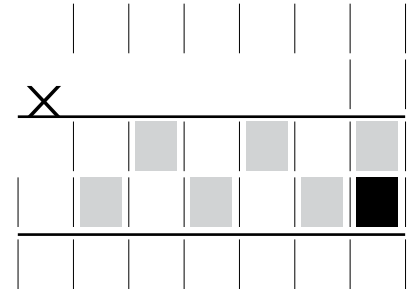
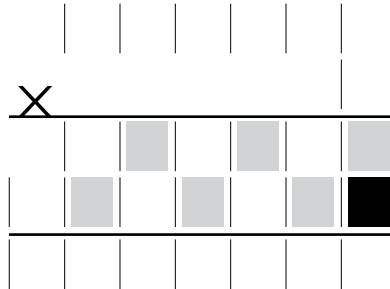
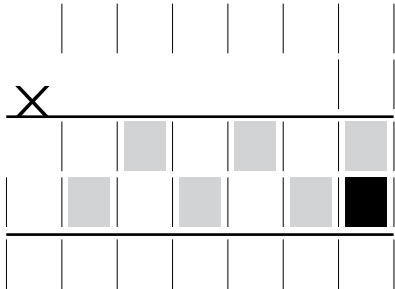
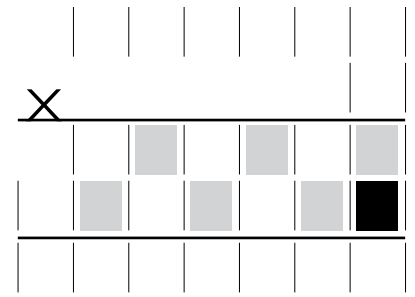
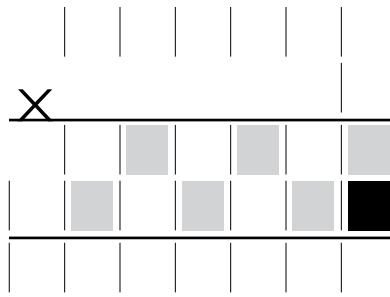


$$\begin{array}{r}
 41673 \\
 \times 3 \\
 \hline
 123819 \\
 101200 \\
 \hline
 125019
 \end{array}$$

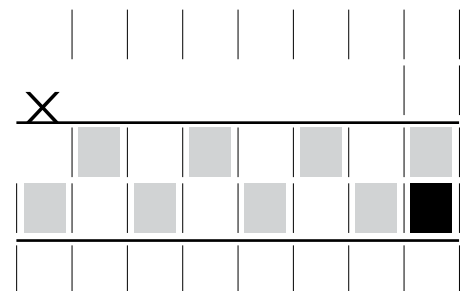
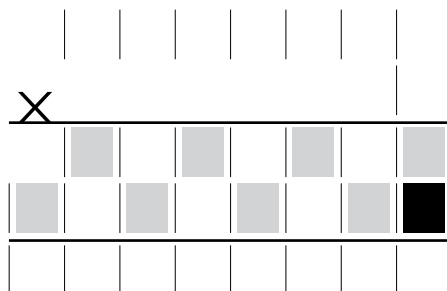
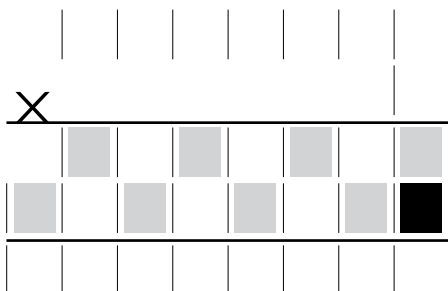
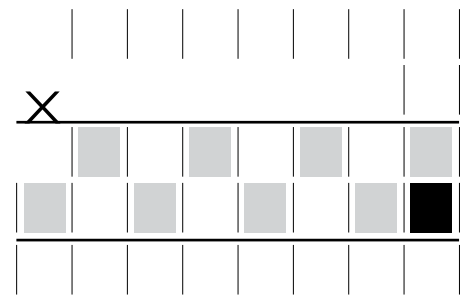
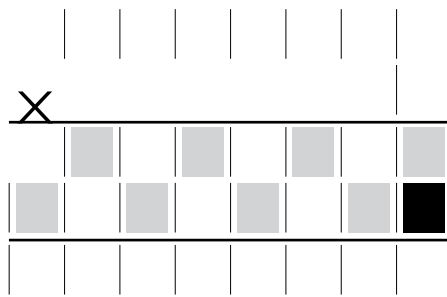


# Stair Step Multiplication: 6- and 7-digit multiplicands, 1-digit multiplier

$$\begin{array}{r}
 416738 \\
 \times 8 \\
 \hline
 288644 \\
 304526 \\
 \hline
 3333904
 \end{array}$$

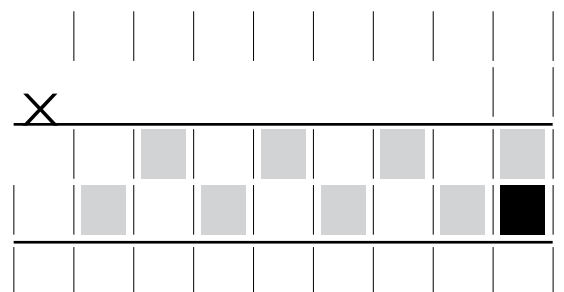
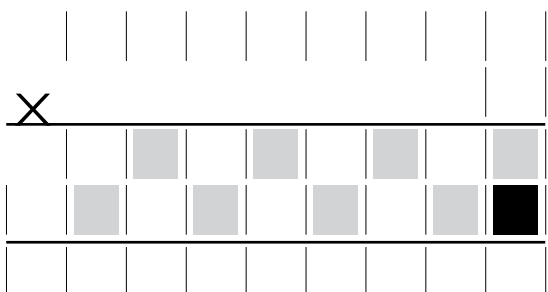
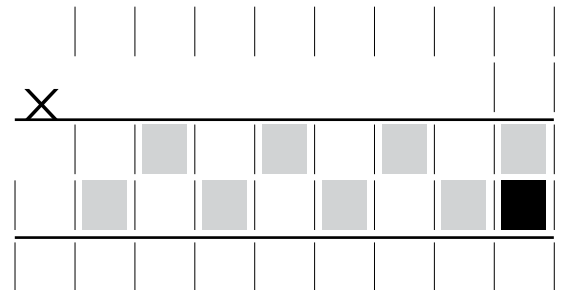
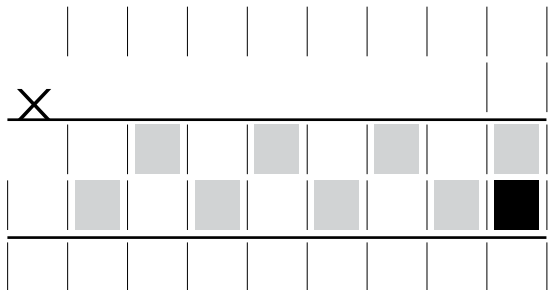
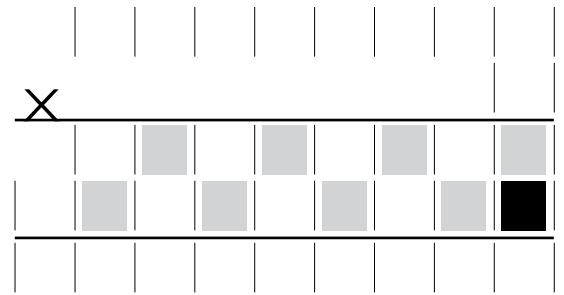


$$\begin{array}{r}
 4167380 \\
 \times 6 \\
 \hline
 4662880 \\
 2034140 \\
 \hline
 25004280
 \end{array}$$

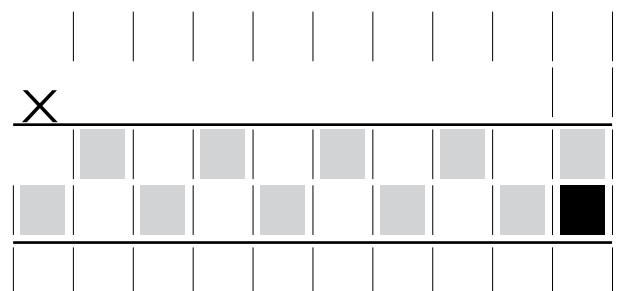
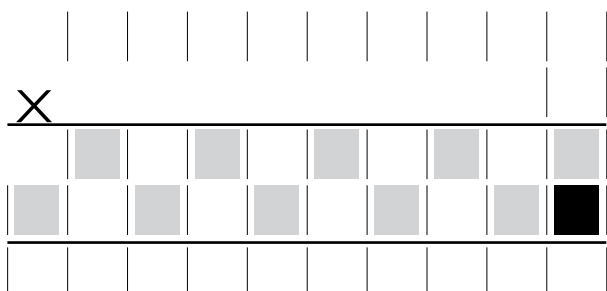
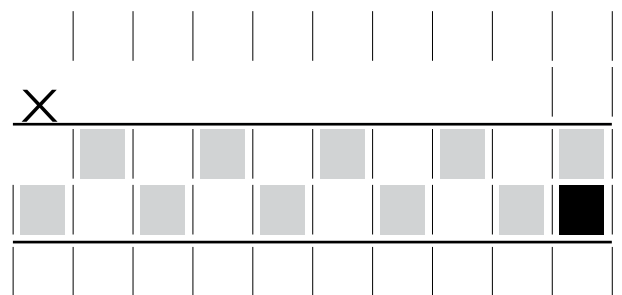


# Stair Step Multiplication: 8- and 9-digit multiplicands, 1-digit multiplier

$$\begin{array}{r}
 41673809 \\
 \times 2 \\
 \hline
 82246608 \\
 00110101 \\
 \hline
 83347618
 \end{array}$$



$$\begin{array}{r}
 416738092 \\
 \times 5 \\
 \hline
 050550050 \\
 203314041 \\
 \hline
 2083690460
 \end{array}$$



# Stair Step Multiplication: 10-digit multiplicand, 1-digit multiplier

$$\begin{array}{r}
 4167380925 \\
 \times 9 \\
 \hline
 6943720185 \\
 3056270814 \\
 \hline
 37506428325
 \end{array}$$

$$\begin{array}{r}
 | | | | | | | | | | \\
 \times \\
 \hline
 | | | | | | | | | | \\
 | | | | | | | | | | \\
 \hline
 | | | | | | | | | |
 \end{array}$$

$$\begin{array}{r}
 | | | | | | | | | | \\
 \times \\
 \hline
 | | | | | | | | | | \\
 | | | | | | | | | | \\
 \hline
 | | | | | | | | | |
 \end{array}$$

$$\begin{array}{r}
 | | | | | | | | | | \\
 \times \\
 \hline
 | | | | | | | | | | \\
 | | | | | | | | | | \\
 \hline
 | | | | | | | | | |
 \end{array}$$

$$\begin{array}{r}
 | | | | | | | | | | \\
 \times \\
 \hline
 | | | | | | | | | | \\
 | | | | | | | | | | \\
 \hline
 | | | | | | | | | |
 \end{array}$$

$$\begin{array}{r}
 | | | | | | | | | | \\
 \times \\
 \hline
 | | | | | | | | | | \\
 | | | | | | | | | | \\
 \hline
 | | | | | | | | | |
 \end{array}$$

$$\begin{array}{r}
 | | | | | | | | | | \\
 \times \\
 \hline
 | | | | | | | | | | \\
 | | | | | | | | | | \\
 \hline
 | | | | | | | | | |
 \end{array}$$

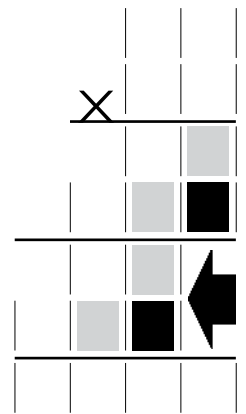
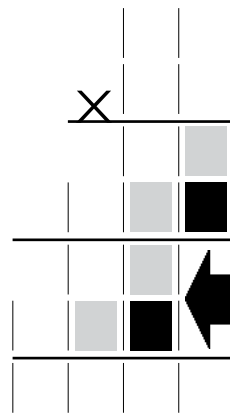
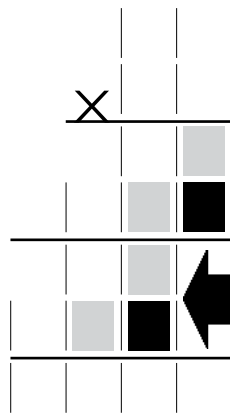
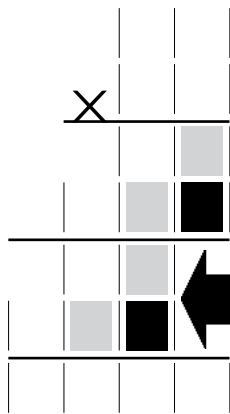
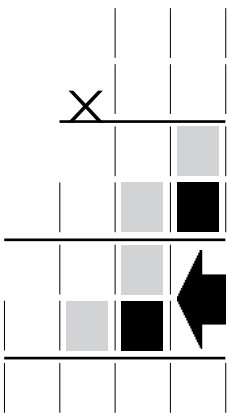
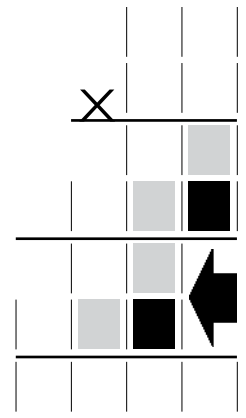
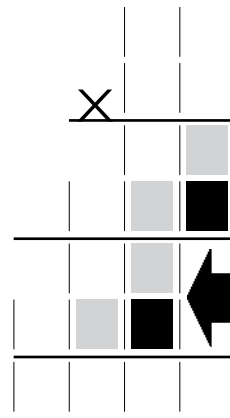
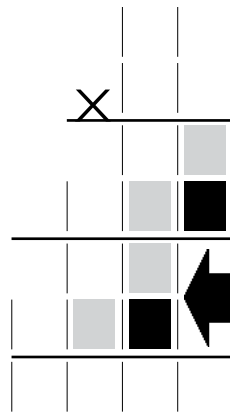
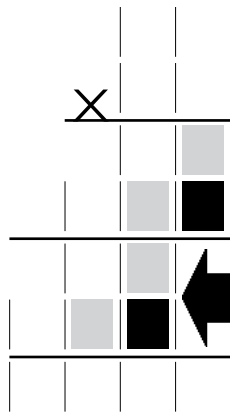
$$\begin{array}{r}
 | | | | | | | | | | \\
 \times \\
 \hline
 | | | | | | | | | | \\
 | | | | | | | | | | \\
 \hline
 | | | | | | | | | |
 \end{array}$$

$$\begin{array}{r}
 | | | | | | | | | | \\
 \times \\
 \hline
 | | | | | | | | | | \\
 | | | | | | | | | | \\
 \hline
 | | | | | | | | | |
 \end{array}$$

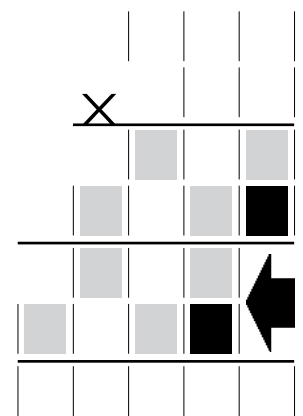
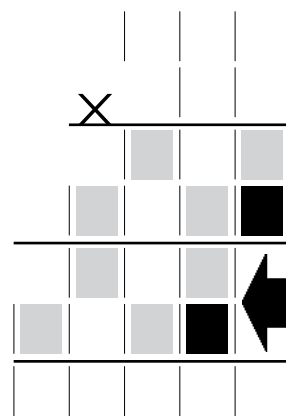
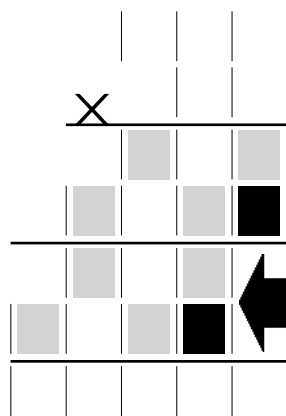
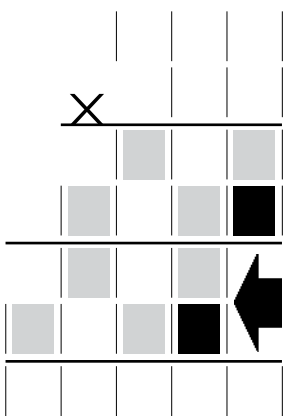
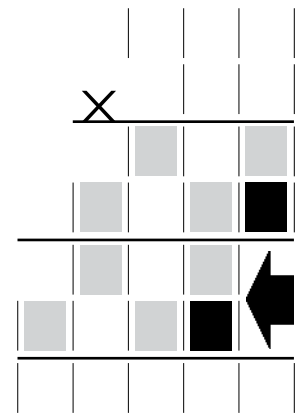
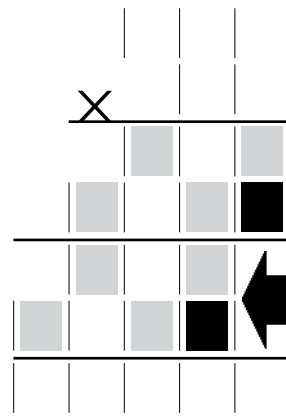
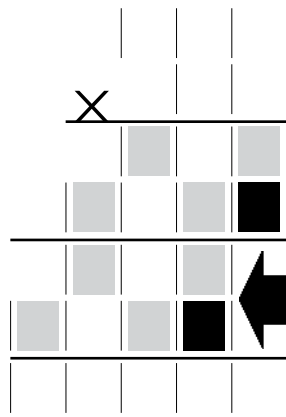
$$\begin{array}{r}
 | | | | | | | | | | \\
 \times \\
 \hline
 | | | | | | | | | | \\
 | | | | | | | | | | \\
 \hline
 | | | | | | | | | |
 \end{array}$$

# Stair Step Multiplication: 2- and 3-digit multiplicands, 2-digit multiplier

$$\begin{array}{r}
 \phantom{0}41 \\
 \times 68 \\
 \hline
 308 \\
 246 \\
 \hline
 2788
 \end{array}$$

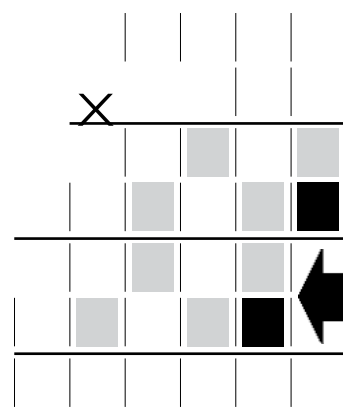
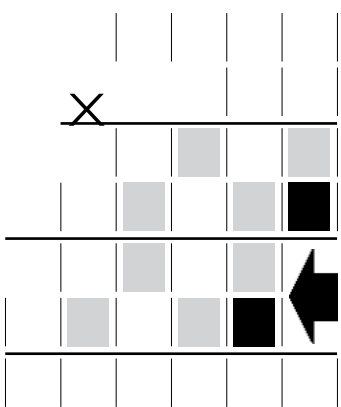
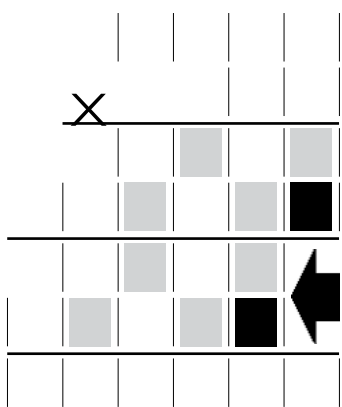
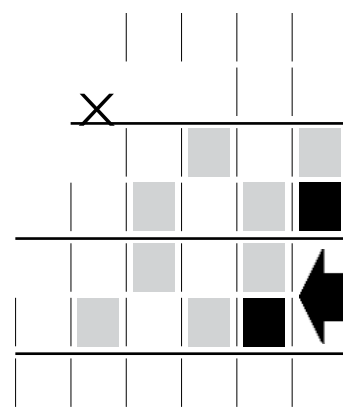
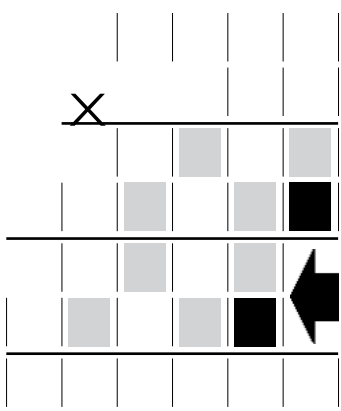


$$\begin{array}{r}
 \phantom{0}416 \\
 \times 47 \\
 \hline
 2872 \\
 644 \\
 \hline
 19552
 \end{array}$$

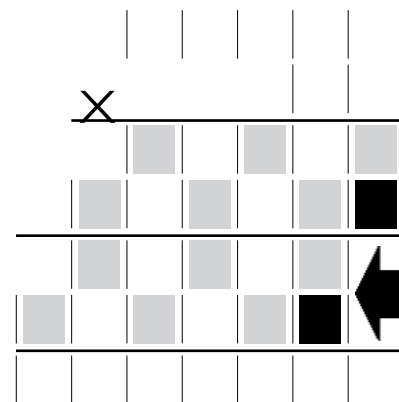
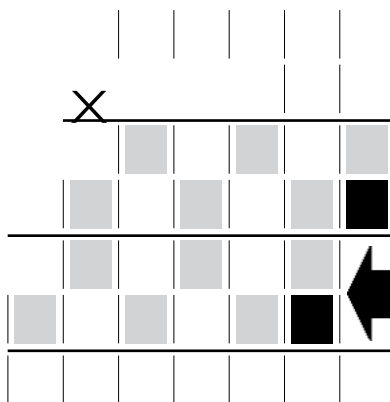
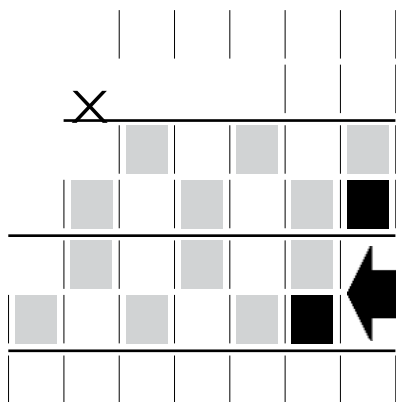
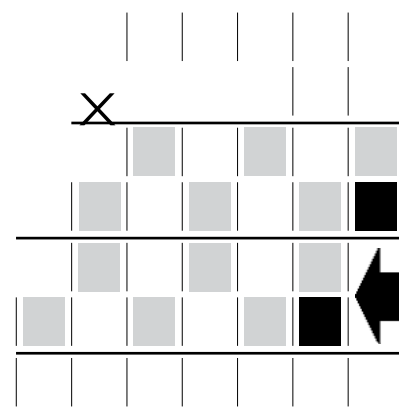
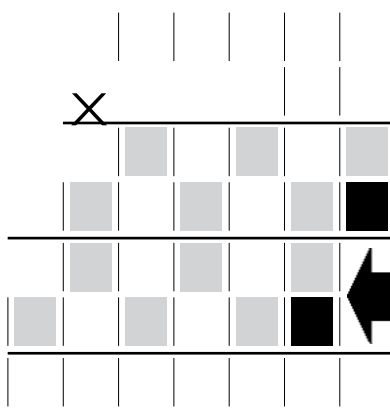


# Stair Step Multiplication: 4- and 5-digit multiplicands, 2-digit multiplier

$$\begin{array}{r}
 4167 \\
 \times \quad 51 \\
 \hline
 0000 \\
 0505 \\
 \hline
 2033
 \end{array}$$

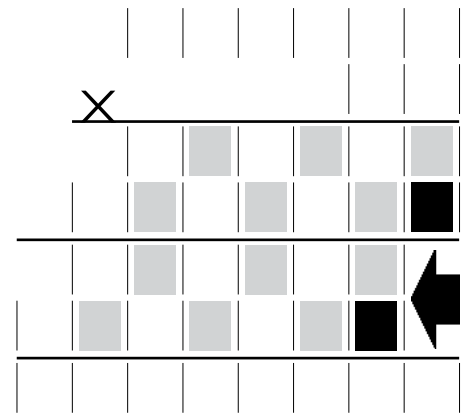
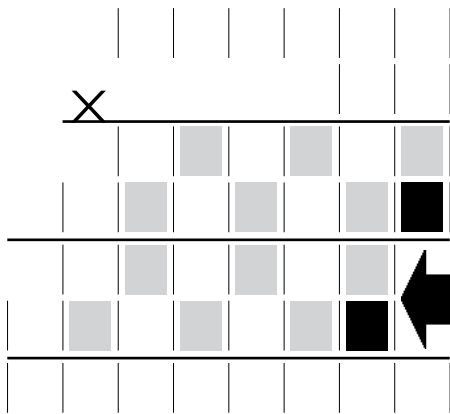
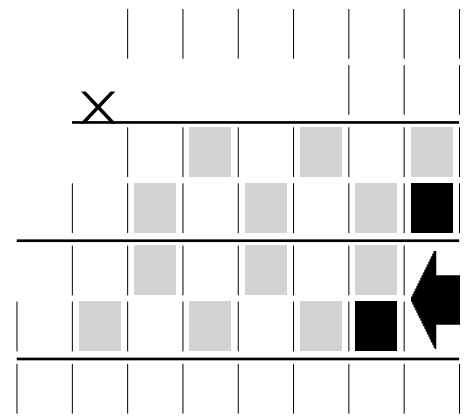


$$\begin{array}{r}
 41673 \\
 \times \quad 73 \\
 \hline
 10120 \\
 87291 \\
 \hline
 20442
 \end{array}$$

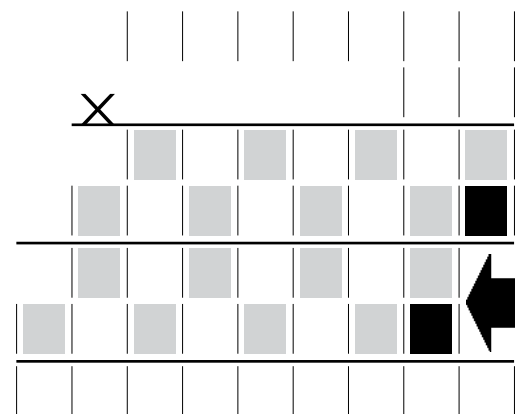
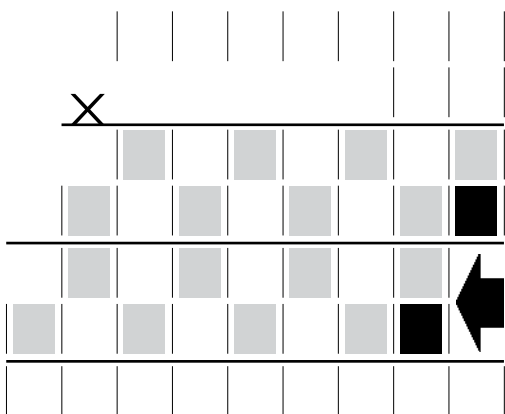
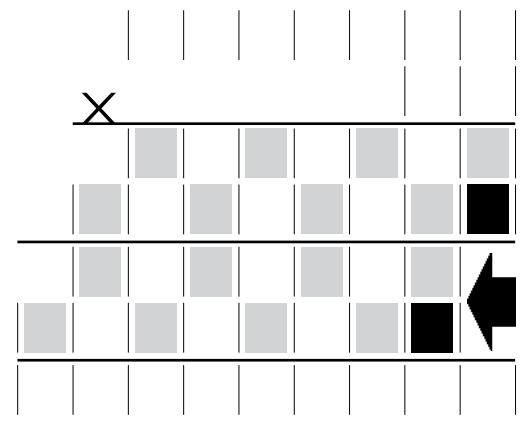


# Stair Step Multiplication: 6- and 7-digit multiplicands, 2-digit multiplier

$$\begin{array}{r}
 416738 \\
 \times \quad 18 \\
 \hline
 304526 \\
 416738 \\
 \hline
 7501284
 \end{array}$$

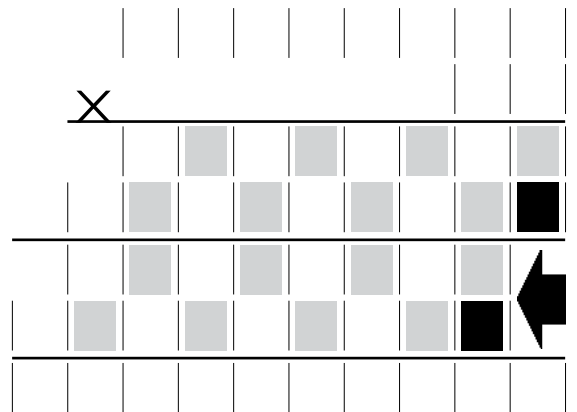
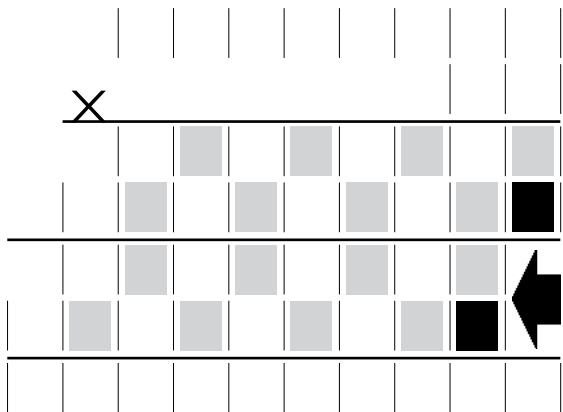
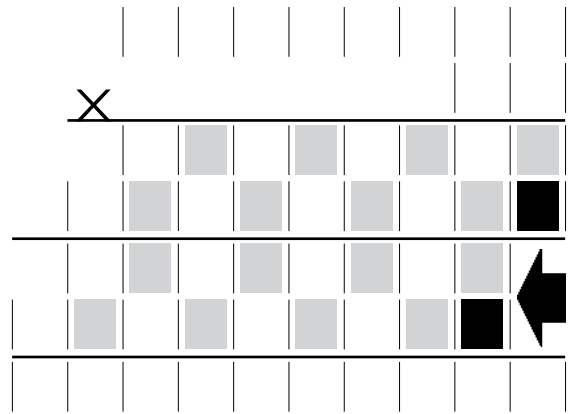


$$\begin{array}{r}
 4167380 \\
 \times \quad 86 \\
 \hline
 2034140 \\
 2886440 \\
 \hline
 358394680
 \end{array}$$

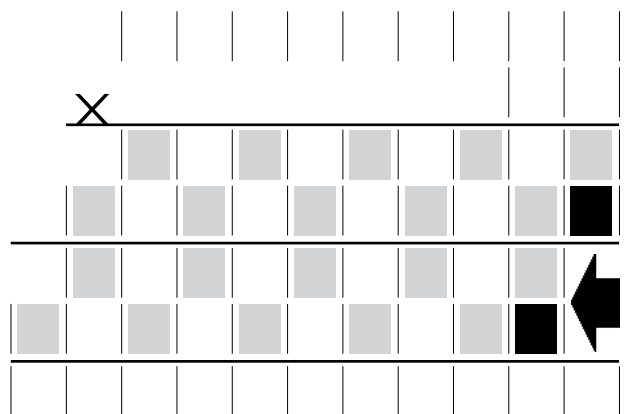
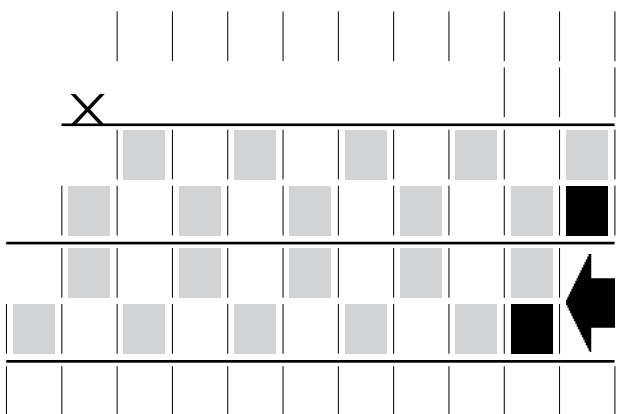
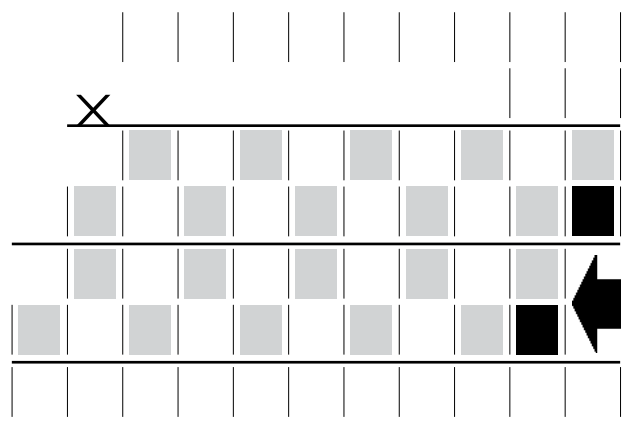


# Stair Step Multiplication: 8- and 9-digit multiplicands, 2-digit multiplier

$$\begin{array}{r}
 41673809 \\
 \times \quad 92 \\
 \hline
 82246608 \\
 00110101 \\
 \hline
 69437201 \\
 30562708 \\
 \hline
 3833990428
 \end{array}$$



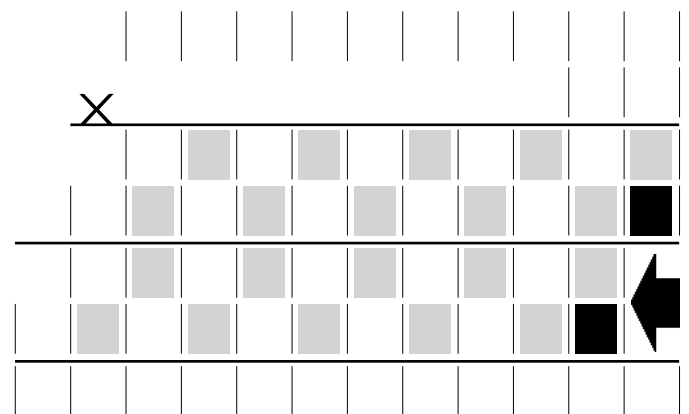
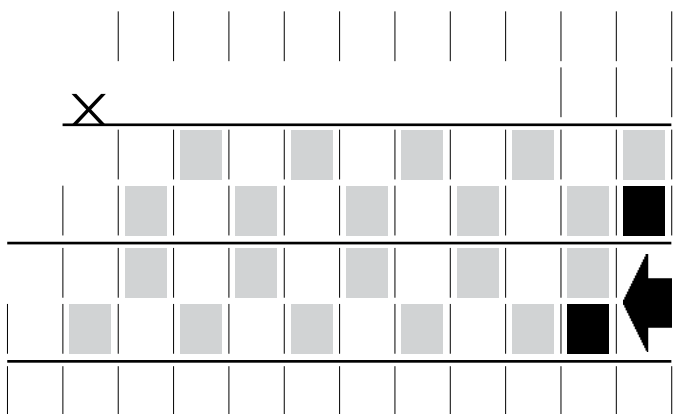
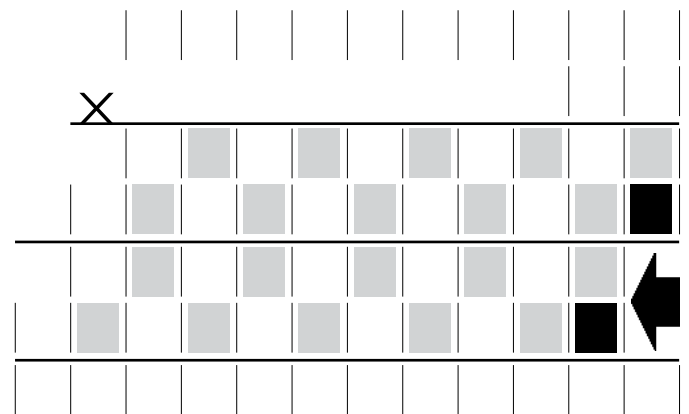
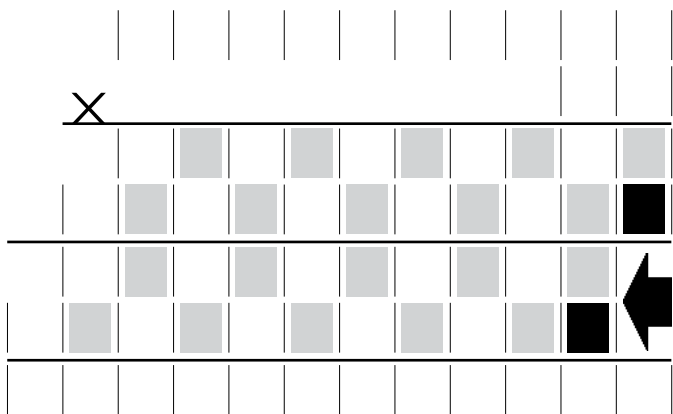
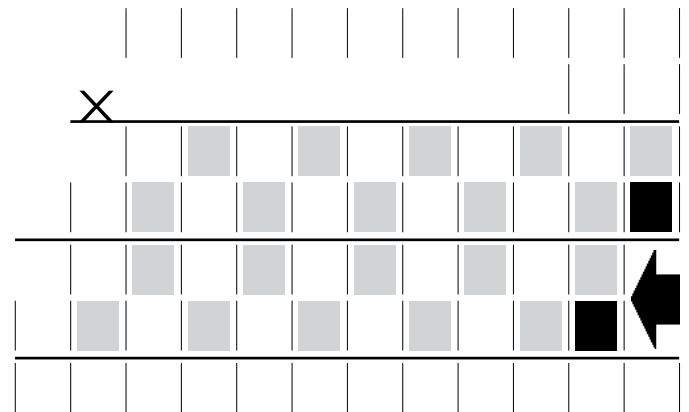
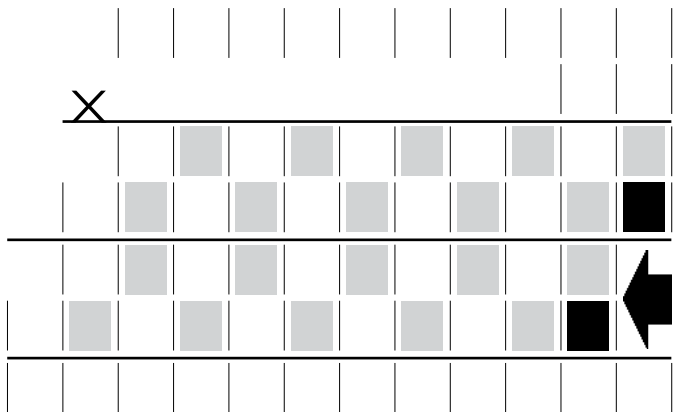
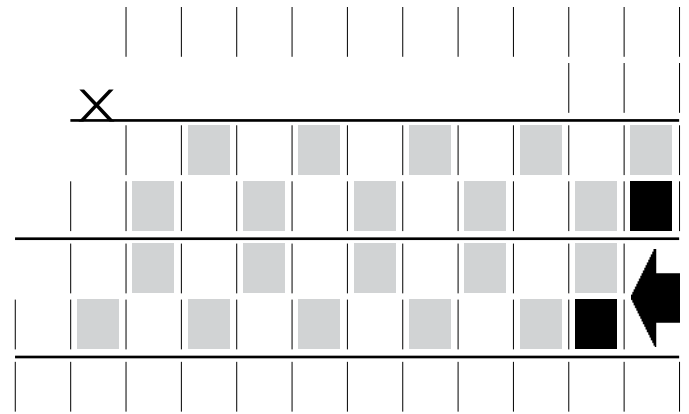
$$\begin{array}{r}
 416738092 \\
 \times \quad 25 \\
 \hline
 050550050 \\
 203314041 \\
 \hline
 822466084 \\
 001101010 \\
 \hline
 10418452300
 \end{array}$$





# Stair Step Multiplication: 10-digit multiplicand, 2-digit multiplier

$$\begin{array}{r}
 4167380925 \\
 \times \quad 39 \\
 \hline
 3056270814 \\
 2381940765 \\
 \hline
 1012020201
 \end{array}$$



# MONSTER Multiplication: 1-digit multiplier

9	8	7	0	5	1	3	2	6	4
									7
X									
									28
							42		
									48

Answer: 69,093,592,848

X									

X									

X									

# MONSTER Multiplication: 1-digit multiplier





# MONSTER Multiplication: 2-digit multiplier

	2	3	4	7	6	1	8	0	5	9	
x									4	3	
									5	7	
									1	2	
									0	6	
									2	3	
									5	3	7

Answer: 100,947,576,537

x										

x										

# MONSTER Multiplication: 2-digit multiplier




# Division Worksheet Example

4	2	4	5	R 3
9	100	10 10	1 1	1 1 1 1 1 1 1 1 1 1 1 1 1 1 1 1 1 1 1 1
	100	10 10	1 1	1 1 1 1 1 1 1 1 1 1 1 1 1 1 1 1 1 1 1 1
	100	10 10	1 1	1 1 1 1 1 1 1 1 1 1 1 1 1 1 1 1 1 1 1 1
	100	10 10	1 1	1 1 1 1 1 1 1 1 1 1 1 1 1 1 1 1 1 1 1 1
	100	10 10	1 1	1 1 1 1 1 1 1 1 1 1 1 1 1 1 1 1 1 1 1 1
	100	10 10	1 1	1 1 1 1 1 1 1 1 1 1 1 1 1 1 1 1 1 1 1 1
	<del>100</del>	<del>10 10</del>	1 1	1 1 1 1 1 1 1 1 1 1 1 1 1 1 1 1 1 1 1 1
	100	10 10	1 1	1 1 1 1 1 1 1 1 1 1 1 1 1 1 1 1 1 1 1 1

# Division Worksheet

R

100	10 10 10 10 10 10 10 10 10 10	1 1 1 1 1 1 1 1 1 1
100	10 10 10 10 10 10 10 10 10 10	1 1 1 1 1 1 1 1 1 1
100	10 10 10 10 10 10 10 10 10 10	1 1 1 1 1 1 1 1 1 1
100	10 10 10 10 10 10 10 10 10 10	1 1 1 1 1 1 1 1 1 1
100	10 10 10 10 10 10 10 10 10 10	1 1 1 1 1 1 1 1 1 1
100	10 10 10 10 10 10 10 10 10 10	1 1 1 1 1 1 1 1 1 1
100	10 10 10 10 10 10 10 10 10 10	1 1 1 1 1 1 1 1 1 1
100	10 10 10 10 10 10 10 10 10 10	1 1 1 1 1 1 1 1 1 1
100	10 10 10 10 10 10 10 10 10 10	1 1 1 1 1 1 1 1 1 1
100	10 10 10 10 10 10 10 10 10 10	1 1 1 1 1 1 1 1 1 1





# ChunkIt/Super ChunkIt Division Examples

0 2 6 R 3

$$9 \overline{) 237}$$

20	50
<u>23</u>	<u>57</u>
	##

4 5 2 3 9

$$2 \overline{) 90478}$$

10	10
<u>10</u>	<u>10</u>
##	##

1 7 2 5 1 8 8 R 1

$$5 \overline{) 8625941}$$

30	10	20	40	40
<u>36</u>	<u>12</u>	<u>25</u>	<u>44</u>	<u>41</u>
##	..	##	##	##
	..			

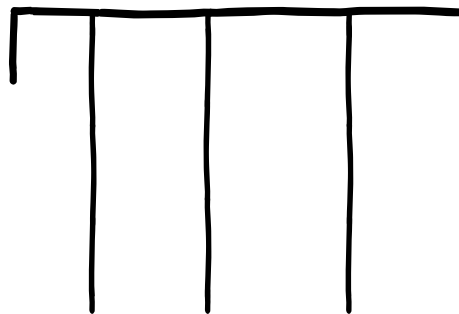

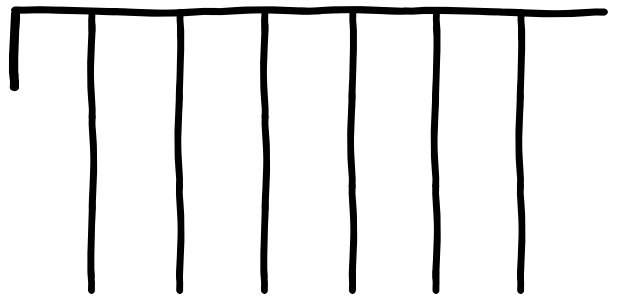
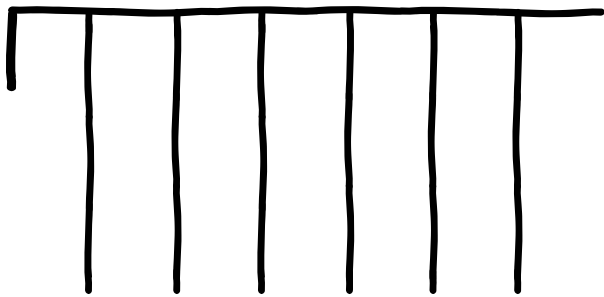

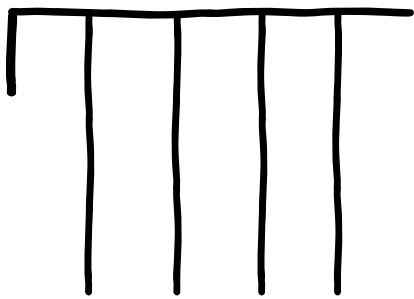




0 1 5 8 R 39

$$48 \overline{) 7623}$$

70	280	420
<u>76</u>	<u>282</u>	<u>423</u>
-48	-240	-384
<u>28</u>	<u>42</u>	<u>39</u>

$$\begin{array}{r}
 48 - \\
 + 48 \\
 \hline
 96 - \\
 + 48 \\
 \hline
 144 - \\
 + 48 \\
 \hline
 192 - \\
 + 48 \\
 \hline
 240 - \\
 + 48 \\
 \hline
 288 - \\
 + 48 \\
 \hline
 336 - \\
 + 48 \\
 \hline
 384 - \\
 + 48 \\
 \hline
 432 -
 \end{array}$$

# ChunkIt/Super ChunkIt Division



# CHUNKIT! (by 2s, 3s, 4s & 5s)

Name \_\_\_\_\_

2	2	4	6	0	8
---	---	---	---	---	---

2	2	4	6	1	8
---	---	---	---	---	---

3	9	6	0	6	3
---	---	---	---	---	---

3	6	3	1	2	9
---	---	---	---	---	---

4	8	4	0	0	8
---	---	---	---	---	---

4	4	8	2	4	8
---	---	---	---	---	---

5	5	0	0	0	5
---	---	---	---	---	---

5	5	1	0	2	5
---	---	---	---	---	---

# CHUNK IT! (by 6s, 7s, 8s & 9s)

Name \_\_\_\_\_

6	6	1	2	1	8
---	---	---	---	---	---

6	2	4	3	0	6
---	---	---	---	---	---

7	7	1	4	2	1
---	---	---	---	---	---

7	3	5	4	9	0
---	---	---	---	---	---

8	8	1	6	2	4
---	---	---	---	---	---

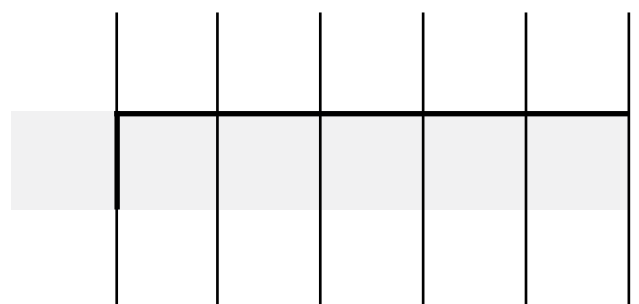
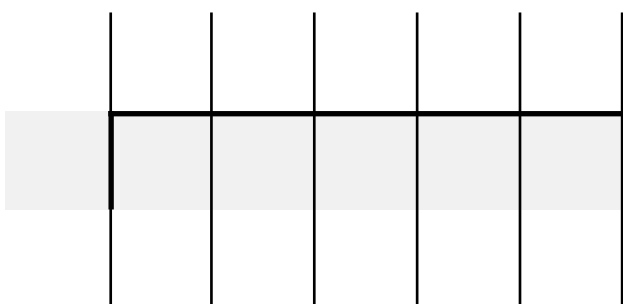
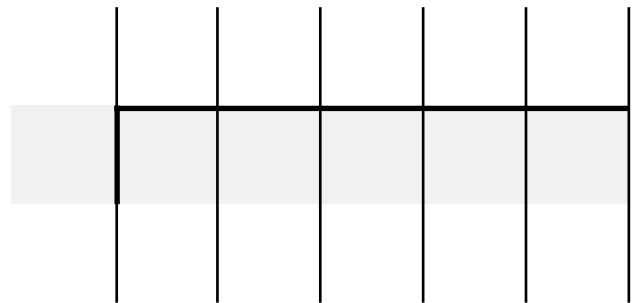
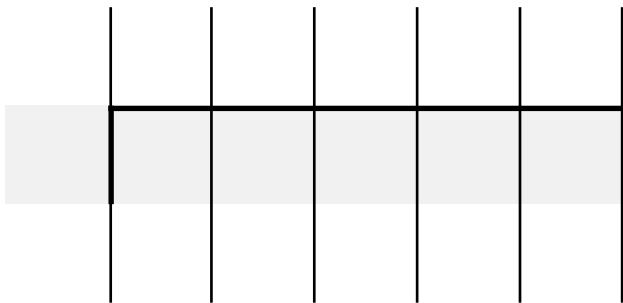
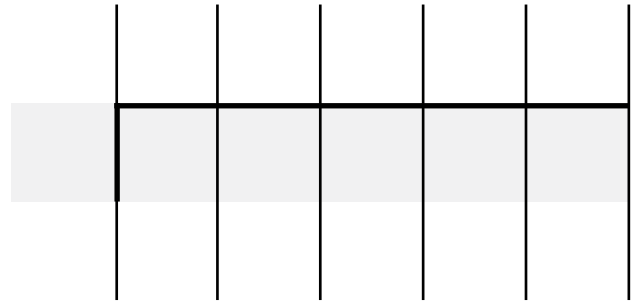
8	4	0	3	2	8
---	---	---	---	---	---

9	9	1	8	2	7
---	---	---	---	---	---

9	4	5	3	6	0
---	---	---	---	---	---

# CHUNKIT!

Name \_\_\_\_\_



# CHUNK IT! with Remainders

Name \_\_\_\_\_

					—
2	2	4	6	3	

					—
2	2	4	6	1	

					—
3	9	6	0	5	

					—
3	9	6	2	5	

					—
4	8	0	0	7	

					—
4	4	8	2	5	

					—
5	5	0	0	1	

					—
5	5	2	0	9	

# CHUNK IT! with Remainders

Name \_\_\_\_\_

					—
6	6	1	2	7	

					—
6	2	4	3	5	

					—
7	7	1	4	8	

					—
7	3	5	4	6	

					—
8	8	1	6	9	

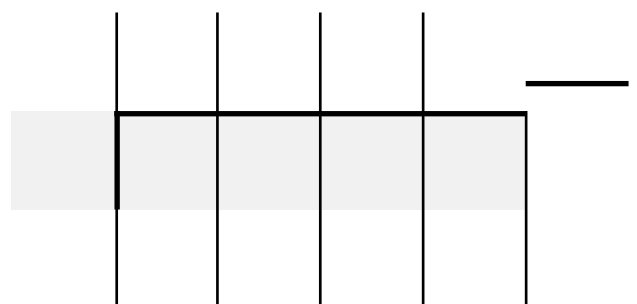
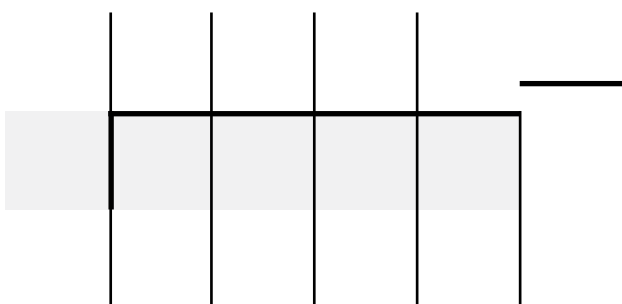
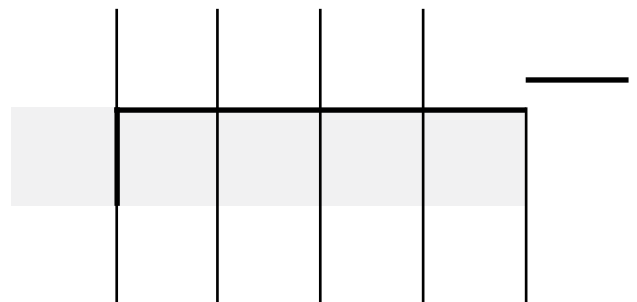
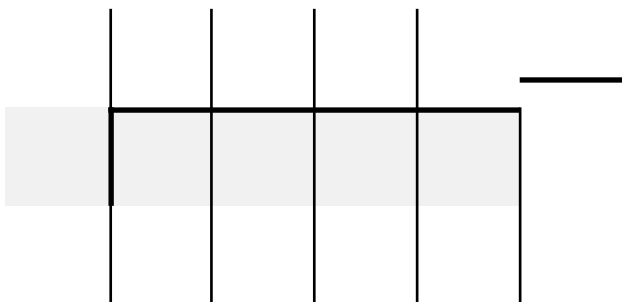
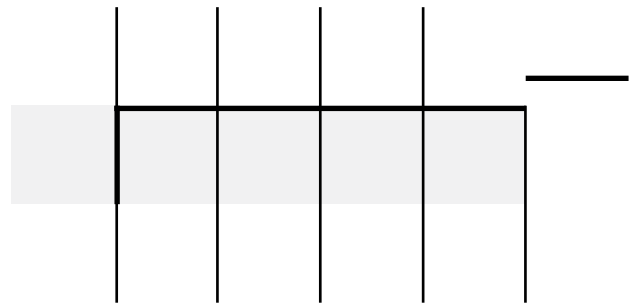
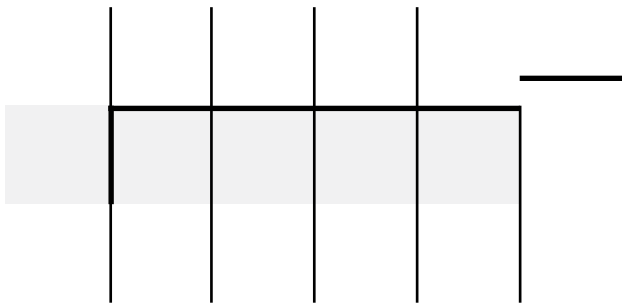
					—
8	4	0	3	7	

					—
9	9	1	8	1	

					—
9	4	5	3	8	

# CHUNK IT! with Remainders

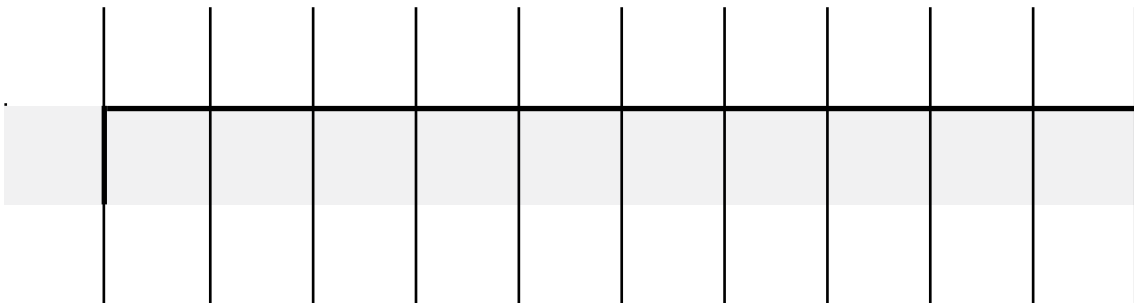
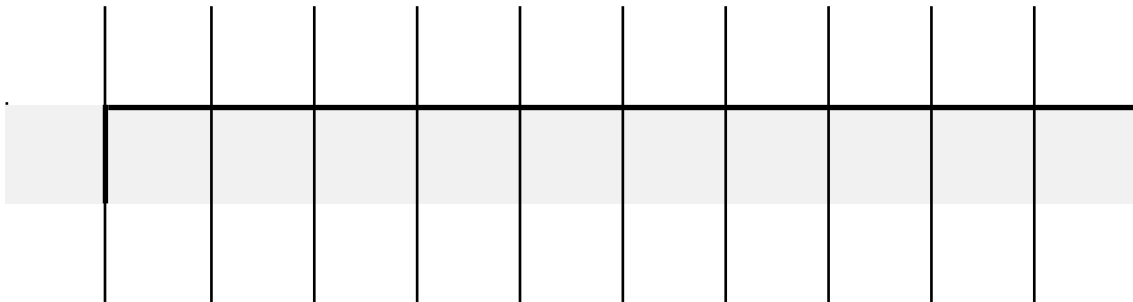
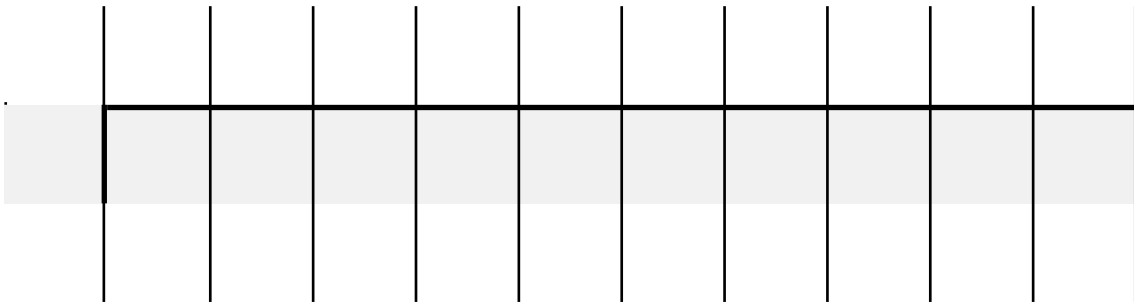
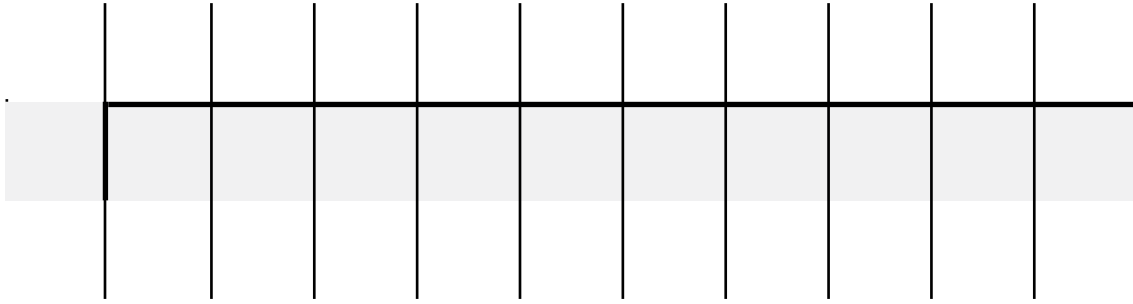
Name \_\_\_\_\_





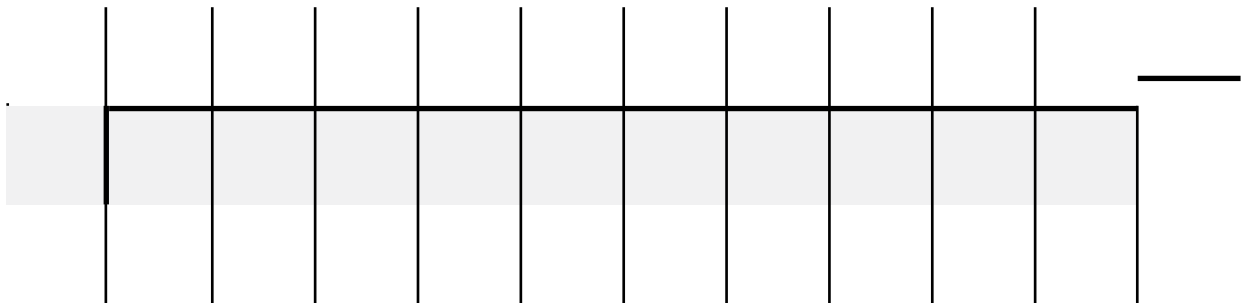
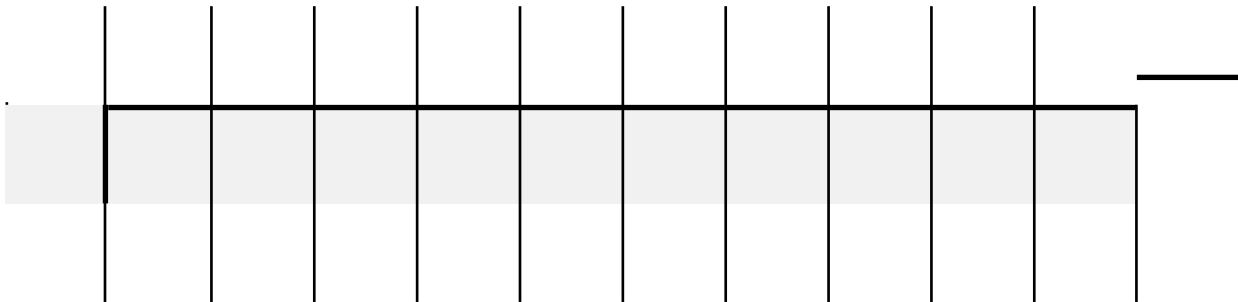
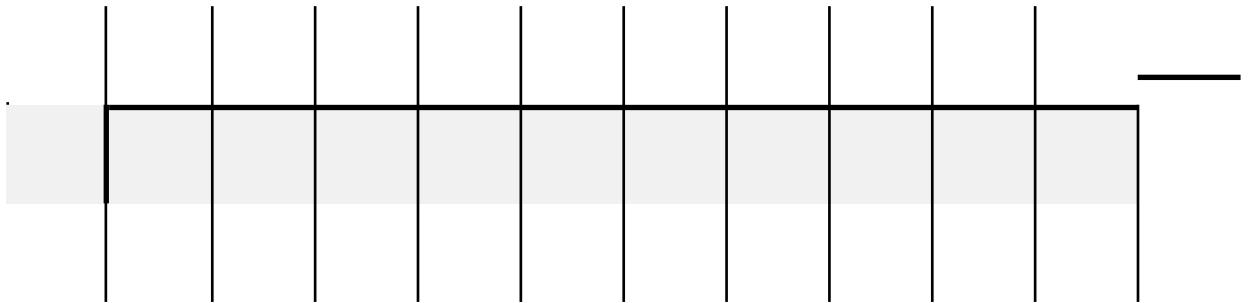
# MONSTER CHUNK IT!

Name \_\_\_\_\_




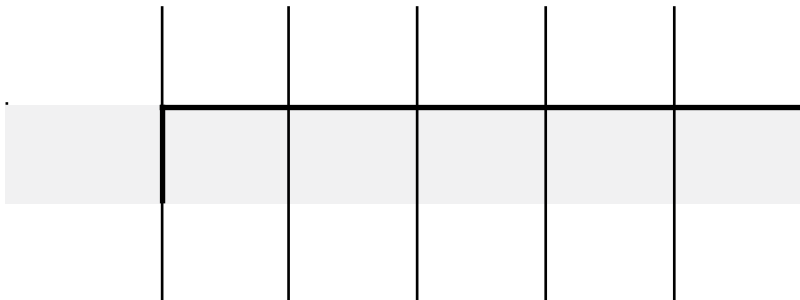
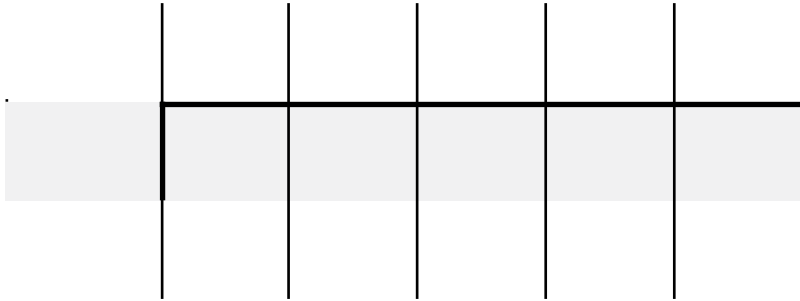
# MONSTERCHUNKIT!withRemainders

Name \_\_\_\_\_



# SUPER CHUNKIT!

Name \_\_\_\_\_



# SUPER CHUNK IT! with Remainders

Name \_\_\_\_\_

